

MV-CH050-10CM/CC

5 MP 2/3" CMOS Camera Link Area Scan Camera



GEN<i>i>CAM



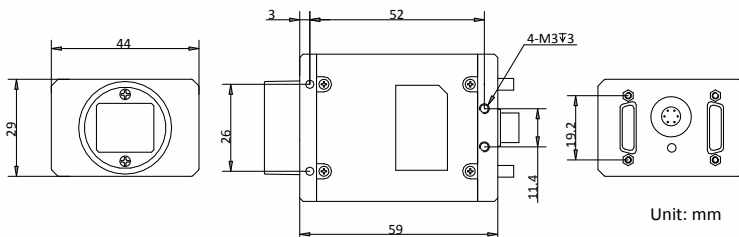
Introduction

MV-CH050-10CM/CC camera adopts Sony® IMX250 sensor to provide high-quality image. It uses Camera Link interface to transmit non-compressed images in real time with max. frame rate reaching 140 fps.

Key Feature

- Adopts global shutter CMOS sensor providing high signal-to-noise ratio, wide dynamic range, and high-quality image.
- Resolution of 2432 × 2048 and pixel size of 3.45 μm × 3.45 μm.
- Supports configuration modes of Base, Medium, Full and 80-bit via the Camera Link interface.
- Adopts compact design with mounting holes for flexible mounting.

Dimension



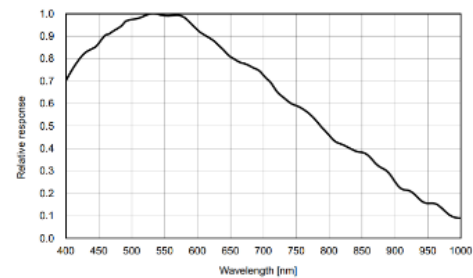
Available Model

- Mono camera: MV-CH050-10CM
- Color camera: MV-CH050-10CC

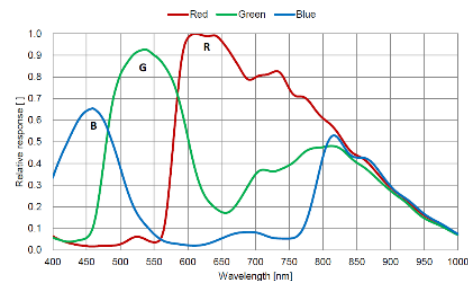
Applicable Industry

SMT/ PCB AOI, FPD, railway related applications, high-accuracy measurement, etc.

Sensor Quantum Efficiency



MV-CH050-10CM



MV-CH050-10CC



Specification

Model	MV-CH050-10CM	MV-CH050-10CC
Camera		
Sensor type	CMOS, global shutter	
Sensor model	Sony® IMX250	
Pixel size	3.45 µm × 3.45 µm	
Sensor size	2/3"	
Resolution	2432 × 2048	
Max. frame rate	140 fps @2432 × 2048	
Configuration mode	Base, Medium, Full, 80-bit	
Tap geometry	1X2_1Y, 1X4_1Y, 1X8_1Y, 1X10_1Y	
Tap number	2 Taps, 4 Taps, 8 Taps, 10 Taps	
Pixel clock	60 MHz, 70 MHz, 85 MHz	
Dynamic range	75.4 dB	
SNR	40 dB	
Gain	0 dB to 20 dB	0 dB to 17 dB
Exposure time	15 µs to 10 sec	4 µs to 10 sec
Exposure mode	Off/Once/Continuous exposure mode	
Mono/color	Mono	Color
Pixel format	Mono 8/10/12	Bayer RG 8/10/12, RGB 8
Binning	Supports 1 × 1, 1 × 2, 1 × 4, 2 × 1, 2 × 2, 2 × 4, 4 × 1, 4 × 2, 4 × 4	Not support
Decimation	Not support	
Reverse image	Supports horizontal and vertical reverse image output	
Electrical feature		
Data interface	Camera Link with SDR interface	
Digital I/O	6-pin P7 connector provides power and I/O, including opto-isolated input × 1 (Line 0), opto-isolated output × 1 (Line 1), bi-directional non-isolated I/O × 1 (Line 2).	
Power supply	9 VDC to 24 VDC	
Power consumption	Typ. 3.3 W@12 VDC	Typ. 3.41 W@12 VDC
Mechanical		
Lens mount	C-mount	
Dimension	44 mm × 29 mm × 59 mm (1.7" × 1.1" × 2.3")	
Weight	Approx. 100 g (0.2 lb.)	
Ingress protection	IP30 (under proper lens installation and wiring)	
Temperature	Working temperature: 0 °C to 50 °C (32 °F to 122 °F) Storage temperature: -30 °C to 70 °C (-22 °F to 158 °F)	
Humidity	20% to 80% RH, non-condensing	
General		
Client software	MVS or frame grabber software meeting with GenICam Protocol	
Operating system	32/64-bit Windows XP/7/10	
Compatibility	Camera Link V2.0, GenICam	
Certification	CE, FCC, RoHS, KC	

Distribution Partner:

